

BRIDGING PROBLEM

Electric Field Inside a Hydrogen Atom

A hydrogen atom is made up of a proton of charge $+Q = 1.60 \times 10^{-19} \text{ C}$ and an electron of charge $-Q = -1.60 \times 10^{-19} \text{ C}$. The proton may be regarded as a point charge at $r = 0$, the center of the atom. The motion of the electron causes its charge to be “smeared out” into a spherical distribution around the proton, so that the electron is equivalent to a charge per unit volume of $\rho(r) = -(Q/\pi a_0^3)e^{-2r/a_0}$, where $a_0 = 5.29 \times 10^{-11} \text{ m}$ is called the *Bohr radius*. (a) Find the total amount of the hydrogen atom’s charge that is enclosed within a sphere with radius r centered on the proton. (b) Find the electric field (magnitude and direction) caused by the charge of the hydrogen atom as a function of r . (c) Make a graph as a function of r of the ratio of the electric-field magnitude E to the magnitude of the field due to the proton alone.

SOLUTION GUIDE

See MasteringPhysics® study area for a Video Tutor solution.



IDENTIFY and SET UP

1. The charge distribution in this problem is spherically symmetric, just as in Example 22.9, so you can solve it using Gauss’s law.
2. The charge within a sphere of radius r includes the proton charge $+Q$ plus the portion of the electron charge distribution that lies within the sphere. The difference from Example 22.9 is that the electron charge distribution is *not* uniform, so the charge enclosed within a sphere of radius r is *not* simply the charge density multiplied by the volume $4\pi r^3/3$ of the sphere. Instead, you’ll have to do an integral.

3. Consider a thin spherical shell centered on the proton, with radius r' and infinitesimal thickness dr' . Since the shell is so thin, every point within the shell is at essentially the same radius from the proton. Hence the amount of electron charge within this shell is equal to the electron charge density $\rho(r')$ at this radius multiplied by the volume dV of the shell. What is dV in terms of r' ?
4. The total electron charge within a radius r equals the integral of $\rho(r')dV$ from $r' = 0$ to $r' = r$. Set up this integral (but don’t solve it yet), and use it to write an expression for the total charge (including the proton) within a sphere of radius r .

EXECUTE

5. Integrate your expression from step 4 to find the charge within radius r . *Hint:* Integrate by substitution: Change the integration variable from r' to $x = 2r'/a_0$. You can calculate the integral $\int x^2 e^{-x} dx$ using integration by parts, or you can look it up in a table of integrals or on the World Wide Web.
6. Use Gauss’s law and your results from step 5 to find the electric field at a distance r from the proton.
7. Find the ratio referred to in part (c) and graph it versus r . (You’ll actually find it simplest to graph this function versus the quantity r/a_0 .)

EVALUATE

8. How do your results for the enclosed charge and the electric-field magnitude behave in the limit $r \rightarrow 0$? In the limit $r \rightarrow \infty$? Explain your results.

Problems

For instructor-assigned homework, go to www.masteringphysics.com



•, ••, •••: Problems of increasing difficulty. **CP**: Cumulative problems incorporating material from earlier chapters. **CALC**: Problems requiring calculus. **BIO**: Biosciences problems.

DISCUSSION QUESTIONS

Q22.1 A rubber balloon has a single point charge in its interior. Does the electric flux through the balloon depend on whether or not it is fully inflated? Explain your reasoning.

Q22.2 Suppose that in Fig. 22.15 both charges were positive. What would be the fluxes through each of the four surfaces in the example?

Q22.3 In Fig. 22.15, suppose a third point charge were placed outside the purple Gaussian surface C . Would this affect the electric flux through any of the surfaces A , B , C , or D in the figure? Why or why not?

Q22.4 A certain region of space bounded by an imaginary closed surface contains no charge. Is the electric field always zero everywhere on the surface? If not, under what circumstances is it zero on the surface?

Q22.5 A spherical Gaussian surface encloses a point charge q . If the point charge is moved from the center of the sphere to a point away from the center, does the electric field at a point on the surface change? Does the total flux through the Gaussian surface change? Explain.

Q22.6 You find a sealed box on your doorstep. You suspect that the box contains several charged metal spheres packed in insulating material. How can you determine the total net charge inside the box without opening the box? Or isn’t this possible?

Q22.7 A solid copper sphere has a net positive charge. The charge is distributed uniformly over the surface of the sphere, and the electric field inside the sphere is zero. Then a negative point charge outside the sphere is brought close to the surface of the sphere. Is all the net charge on the sphere still on its surface? If so, is this charge still distributed uniformly over the surface? If it is not uniform, how is it distributed? Is the electric field inside the sphere still zero? In each case justify your answers.

Q22.8 If the electric field of a point charge were proportional to $1/r^3$ instead of $1/r^2$, would Gauss’s law still be valid? Explain your reasoning. (*Hint:* Consider a spherical Gaussian surface centered on a single point charge.)

Q22.9 In a conductor, one or more electrons from each atom are free to roam throughout the volume of the conductor. Does this contradict the statement that any excess charge on a solid conductor must reside on its surface? Why or why not?

Q22.10 You charge up the van de Graaff generator shown in Fig. 22.26, and then bring an identical but uncharged hollow conducting sphere near it, without letting the two spheres touch. Sketch the distribution of charges on the second sphere. What is the net flux through the second sphere? What is the electric field inside the second sphere?

Q22.11 A lightning rod is a rounded copper rod mounted on top of a building and welded to a heavy copper cable running down into the ground. Lightning rods are used to protect houses and barns from lightning; the lightning current runs through the copper rather than through the building. Why? Why should the end of the rod be rounded?

Q22.12 A solid conductor has a cavity in its interior. Would the presence of a point charge inside the cavity affect the electric field outside the conductor? Why or why not? Would the presence of a point charge outside the conductor affect the electric field inside the cavity? Again, why or why not?

Q22.13 Explain this statement: "In a static situation, the electric field at the surface of a conductor can have no component parallel to the surface because this would violate the condition that the charges on the surface are at rest." Would this same statement be valid for the electric field at the surface of an *insulator*? Explain your answer and the reason for any differences between the cases of a conductor and an insulator.

Q22.14 In a certain region of space, the electric field \vec{E} is uniform. (a) Use Gauss's law to prove that this region of space must be electrically neutral; that is, the volume charge density ρ must be zero. (b) Is the converse true? That is, in a region of space where there is no charge, must \vec{E} be uniform? Explain.

Q22.15 (a) In a certain region of space, the volume charge density ρ has a uniform positive value. Can \vec{E} be uniform in this region? Explain. (b) Suppose that in this region of uniform positive ρ there is a "bubble" within which $\rho = 0$. Can \vec{E} be uniform within this bubble? Explain.

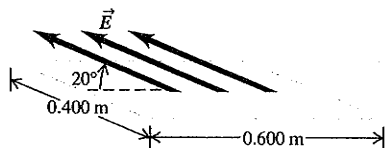
EXERCISES

Section 22.2 Calculating Electric Flux

22.1 • A flat sheet of paper of area 0.250 m^2 is oriented so that the normal to the sheet is at an angle of 60° to a uniform electric field of magnitude 14 N/C . (a) Find the magnitude of the electric flux through the sheet. (b) Does the answer to part (a) depend on the shape of the sheet? Why or why not? (c) For what angle ϕ between the normal to the sheet and the electric field is the magnitude of the flux through the sheet (i) largest and (ii) smallest? Explain your answers.

22.2 • A flat sheet is in the shape of a rectangle with sides of lengths 0.400 m and 0.600 m . The sheet is immersed in a uniform electric field of magnitude 75.0 N/C that is directed at 20° from the plane of the sheet (Fig. E22.2). Find the magnitude of the electric flux through the sheet.

Figure E22.2



22.3 • You measure an electric field of $1.25 \times 10^6 \text{ N/C}$ at a distance of 0.150 m from a point charge. There is no other source of electric field in the region other than this point charge. (a) What is the electric flux through the surface of a sphere that has this charge

at its center and that has radius 0.150 m ? (b) What is the magnitude of this charge?

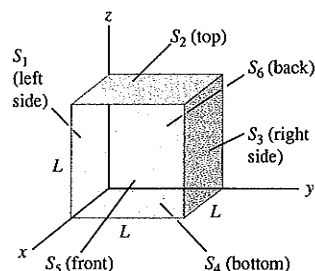
22.4 • It was shown in Example 21.11 (Section 21.5) that the electric field due to an infinite line of charge is perpendicular to the line and has magnitude $E = \lambda/2\pi\epsilon_0 r$. Consider an imaginary cylinder with radius $r = 0.250 \text{ m}$ and length $l = 0.400 \text{ m}$ that has an infinite line of positive charge running along its axis. The charge per unit length on the line is $\lambda = 3.00 \mu\text{C/m}$. (a) What is the electric flux through the cylinder due to this infinite line of charge? (b) What is the flux through the cylinder if its radius is increased to $r = 0.500 \text{ m}$? (c) What is the flux through the cylinder if its length is increased to $l = 0.800 \text{ m}$?

22.5 • A hemispherical surface with radius r in a region of uniform electric field \vec{E} has its axis aligned parallel to the direction of the field. Calculate the flux through the surface.

22.6 • The cube in Fig. E22.6

has sides of length $L = 10.0 \text{ cm}$. The electric field is uniform, has magnitude $E = 4.00 \times 10^3 \text{ N/C}$, and is parallel to the xy -plane at an angle of 53.1° measured from the $+x$ -axis toward the $+y$ -axis. (a) What is the electric flux through each of the six cube faces S_1, S_2, S_3, S_4, S_5 , and S_6 ? (b) What is the total electric flux through all faces of the cube?

Figure E22.6

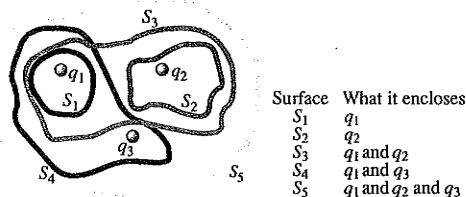


Section 22.3 Gauss's Law

22.7 • As discussed in Section 22.5, human nerve cells have a net negative charge and the material in the interior of the cell is a good conductor. If a cell has a net charge of -8.65 pC , what are the magnitude and direction (inward or outward) of the net flux through the cell boundary?

22.8 • The three small spheres shown in Fig. E22.8 carry charges $q_1 = 4.00 \text{ nC}$, $q_2 = -7.80 \text{ nC}$, and $q_3 = 2.40 \text{ nC}$. Find the net electric flux through each of the following closed surfaces shown in cross section in the figure: (a) S_1 ; (b) S_2 ; (c) S_3 ; (d) S_4 ; (e) S_5 . (f) Do your answers to parts (a)–(e) depend on how the charge is distributed over each small sphere? Why or why not?

Figure E22.8



22.9 • A charged paint is spread in a very thin uniform layer over the surface of a plastic sphere of diameter 12.0 cm , giving it a charge of $-35.0 \mu\text{C}$. Find the electric field (a) just inside the paint layer; (b) just outside the paint layer; (c) 5.00 cm outside the surface of the paint layer.

22.10 • A point charge $q_1 = 4.00 \text{ nC}$ is located on the x -axis at $x = 2.00 \text{ m}$, and a second point charge $q_2 = -6.00 \text{ nC}$ is on the y -axis at $y = 1.00 \text{ m}$. What is the total electric flux due to these two point charges through a spherical surface centered at the origin and with radius (a) 0.500 m , (b) 1.50 m , (c) 2.50 m ?

22.11 • A $6.20\text{-}\mu\text{C}$ point charge is at the center of a cube with sides of length 0.500 m . (a) What is the electric flux through one of the six faces of the cube? (b) How would your answer to part (a) change if the sides were 0.250 m long? Explain.

22.12 • Electric Fields in an Atom. The nuclei of large atoms, such as uranium, with 92 protons, can be modeled as spherically symmetric spheres of charge. The radius of the uranium nucleus is approximately $7.4 \times 10^{-15}\text{ m}$. (a) What is the electric field this nucleus produces just outside its surface? (b) What magnitude of electric field does it produce at the distance of the electrons, which is about $1.0 \times 10^{-10}\text{ m}$? (c) The electrons can be modeled as forming a uniform shell of negative charge. What net electric field do they produce at the location of the nucleus?

22.13 • A point charge of $+5.00\text{ }\mu\text{C}$ is located on the x -axis at $x = 4.00\text{ m}$, next to a spherical surface of radius 3.00 m centered at the origin. (a) Calculate the magnitude of the electric field at $x = 3.00\text{ m}$. (b) Calculate the magnitude of the electric field at $x = -3.00\text{ m}$. (c) According to Gauss's law, the net flux through the sphere is zero because it contains no charge. Yet the field due to the external charge is much stronger on the near side of the sphere (i.e., at $x = 3.00\text{ m}$) than on the far side (at $x = -3.00\text{ m}$). How, then, can the flux into the sphere (on the near side) equal the flux out of it (on the far side)? Explain. A sketch will help.

Section 22.4 Applications of Gauss's Law and

Section 22.5 Charges on Conductors

22.14 •• A solid metal sphere with radius 0.450 m carries a net charge of 0.250 nC . Find the magnitude of the electric field (a) at a point 0.100 m outside the surface of the sphere and (b) at a point inside the sphere, 0.100 m below the surface.

22.15 •• Two very long uniform lines of charge are parallel and are separated by 0.300 m . Each line of charge has charge per unit length $+5.20\text{ }\mu\text{C/m}$. What magnitude of force does one line of charge exert on a 0.0500-m section of the other line of charge?

22.16 • Some planetary scientists have suggested that the planet Mars has an electric field somewhat similar to that of the earth, producing a net electric flux of $3.63 \times 10^{16}\text{ N}\cdot\text{m}^2/\text{C}$ at the planet's surface, directed toward the center of the planet. Calculate: (a) the total electric charge on the planet; (b) the electric field at the planet's surface (refer to the astronomical data inside the back cover); (c) the charge density on Mars, assuming all the charge is uniformly distributed over the planet's surface.

22.17 •• How many excess electrons must be added to an isolated spherical conductor 32.0 cm in diameter to produce an electric field of 1150 N/C just outside the surface?

22.18 •• The electric field 0.400 m from a very long uniform line of charge is 840 N/C . How much charge is contained in a 2.00-cm section of the line?

22.19 •• A very long uniform line of charge has charge per unit length $4.80\text{ }\mu\text{C/m}$ and lies along the x -axis. A second long uniform line of charge has charge per unit length $-2.40\text{ }\mu\text{C/m}$ and is parallel to the x -axis at $y = 0.400\text{ m}$. What is the net electric field (magnitude and direction) at the following points on the y -axis: (a) $y = 0.200\text{ m}$ and (b) $y = 0.600\text{ m}$?

22.20 • (a) At a distance of 0.200 cm from the center of a charged conducting sphere with radius 0.100 cm , the electric field is 480 N/C . What is the electric field 0.600 cm from the center of the sphere? (b) At a distance of 0.200 cm from the axis of a very long charged conducting cylinder with radius 0.100 cm , the electric field is 480 N/C . What is the electric field 0.600 cm from the axis of the cylinder? (c) At a distance of 0.200 cm from a large uniform sheet of charge, the electric field is 480 N/C . What is the electric field 1.20 cm from the sheet?

22.21 •• A hollow, conducting sphere with an outer radius of 0.250 m and an inner radius of 0.200 m has a uniform surface charge density of $+6.37 \times 10^{-6}\text{ C/m}^2$. A charge of $-0.500\text{ }\mu\text{C}$ is now introduced into the cavity inside the sphere. (a) What is the new charge density on the outside of the sphere? (b) Calculate the strength of the electric field just outside the sphere. (c) What is the electric flux through a spherical surface just inside the inner surface of the sphere?

22.22 •• A point charge of $-2.00\text{ }\mu\text{C}$ is located in the center of a spherical cavity of radius 6.50 cm inside an insulating charged solid. The charge density in the solid is $\rho = 7.35 \times 10^{-4}\text{ C/m}^3$. Calculate the electric field inside the solid at a distance of 9.50 cm from the center of the cavity.

22.23 •• The electric field at a distance of 0.145 m from the surface of a solid insulating sphere with radius 0.355 m is 1750 N/C . (a) Assuming the sphere's charge is uniformly distributed, what is the charge density inside it? (b) Calculate the electric field inside the sphere at a distance of 0.200 m from the center.

22.24 •• CP A very small object with mass $8.20 \times 10^{-9}\text{ kg}$ and positive charge $6.50 \times 10^{-9}\text{ C}$ is projected directly toward a very large insulating sheet of positive charge that has uniform surface charge density $5.90 \times 10^{-8}\text{ C/m}^2$. The object is initially 0.400 m from the sheet. What initial speed must the object have in order for its closest distance of approach to the sheet to be 0.100 m ?

22.25 •• CP At time $t = 0$ a proton is a distance of 0.360 m from a very large insulating sheet of charge and is moving parallel to the sheet with speed $9.70 \times 10^2\text{ m/s}$. The sheet has uniform surface charge density $2.34 \times 10^{-9}\text{ C/m}^2$. What is the speed of the proton at $t = 5.00 \times 10^{-8}\text{ s}$?

22.26 •• CP An electron is released from rest at a distance of 0.300 m from a large insulating sheet of charge that has uniform surface charge density $+2.90 \times 10^{-12}\text{ C/m}^2$. (a) How much work is done on the electron by the electric field of the sheet as the electron moves from its initial position to a point 0.050 m from the sheet? (b) What is the speed of the electron when it is 0.050 m from the sheet?

22.27 ••• CP CALC An insulating sphere of radius $R = 0.160\text{ m}$ has uniform charge density $\rho = +7.20 \times 10^{-9}\text{ C/m}^3$. A small object that can be treated as a point charge is released from rest just outside the surface of the sphere. The small object has positive charge $q = 3.40 \times 10^{-6}\text{ C}$. How much work does the electric field of the sphere do on the object as the object moves to a point very far from the sphere?

22.28 • A conductor with an inner cavity, like that shown in Fig. 22.23c, carries a total charge of $+5.00\text{ nC}$. The charge within the cavity, insulated from the conductor, is -6.00 nC . How much charge is on (a) the inner surface of the conductor and (b) the outer surface of the conductor?

22.29 • Apply Gauss's law to the Gaussian surfaces S_2 , S_3 , and S_4 in Fig. 22.21b to calculate the electric field between and outside the plates.

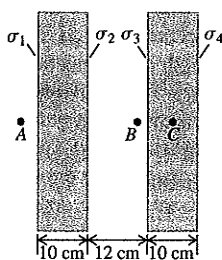
22.30 • A square insulating sheet 80.0 cm on a side is held horizontally. The sheet has 7.50 nC of charge spread uniformly over its area. (a) Calculate the electric field at a point 0.100 mm above the center of the sheet. (b) Estimate the electric field at a point 100 m above the center of the sheet. (c) Would the answers to parts (a) and (b) be different if the sheet were made of a conducting material? Why or why not?

22.31 • An infinitely long cylindrical conductor has radius R and uniform surface charge density σ . (a) In terms of σ and R , what is the charge per unit length λ for the cylinder? (b) In terms of σ , what is the magnitude of the electric field produced by the charged cylinder at a distance $r > R$ from its axis? (c) Express the result of part (b) in terms of λ and show that the electric field outside the cylinder is the

same as if all the charge were on the axis. Compare your result to the result for a line of charge in Example 22.6 (Section 22.4).

22.32 • Two very large, nonconducting plastic sheets, each 10.0 cm thick, carry uniform charge densities σ_1 , σ_2 , σ_3 , and σ_4 on their surfaces, as shown in Fig. E22.32. These surface charge densities have the values $\sigma_1 = -6.00 \mu\text{C}/\text{m}^2$, $\sigma_2 = +5.00 \mu\text{C}/\text{m}^2$, $\sigma_3 = +2.00 \mu\text{C}/\text{m}^2$, and $\sigma_4 = +4.00 \mu\text{C}/\text{m}^2$. Use Gauss's law to find the magnitude and direction of the electric field at the following points, far from the edges of these sheets: (a) point A, 5.00 cm from the left face of the left-hand sheet; (b) point B, 1.25 cm from the inner surface of the right-hand sheet; (c) point C, in the middle of the right-hand sheet.

Figure E22.32



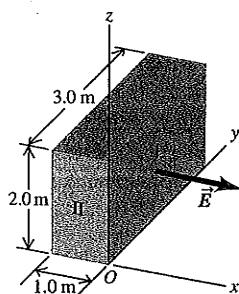
22.33 • A negative charge $-Q$ is placed inside the cavity of a hollow metal solid. The outside of the solid is grounded by connecting a conducting wire between it and the earth. (a) Is there any excess charge induced on the inner surface of the piece of metal? If so, find its sign and magnitude. (b) Is there any excess charge on the outside of the piece of metal? Why or why not? (c) Is there an electric field in the cavity? Explain. (d) Is there an electric field within the metal? Why or why not? Is there an electric field outside the piece of metal? Explain why or why not. (e) Would someone outside the solid measure an electric field due to the charge $-Q$? Is it reasonable to say that the grounded conductor has *shielded* the region from the effects of the charge $-Q$? In principle, could the same thing be done for gravity? Why or why not?

PROBLEMS

22.34 •• A cube has sides of length $L = 0.300 \text{ m}$. It is placed with one corner at the origin as shown in Fig. E22.6. The electric field is not uniform but is given by $\vec{E} = (-5.00 \text{ N/C} \cdot \text{m})x\hat{i} + (3.00 \text{ N/C} \cdot \text{m})z\hat{k}$. (a) Find the electric flux through each of the six cube faces S_1, S_2, S_3, S_4, S_5 , and S_6 . (b) Find the total electric charge inside the cube.

22.35 • The electric field \vec{E} in Fig. P22.35 is everywhere parallel to the x -axis, so the components E_y and E_z are zero. The x -component of the field E_x depends on x but not on y and z . At points in the yz -plane (where $x = 0$), $E_x = 125 \text{ N/C}$. (a) What is the electric flux through surface I in Fig. P22.35? (b) What is the electric flux through surface II? (c) The volume shown in the figure is a small section of a very large insulating slab 1.0 m thick. If there is a total charge of -24.0 nC within the volume shown, what are the magnitude and direction of \vec{E} at the face opposite surface I? (d) Is the electric field produced only by charges within the slab, or is the field also due to charges outside the slab? How can you tell?

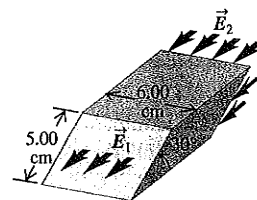
Figure P22.35



22.36 •• CALC In a region of space there is an electric field \vec{E} that is in the z -direction and that has magnitude $E = (964 \text{ N}/(\text{C} \cdot \text{m}))x$. Find the flux for this field through a square in the xy -plane at $z = 0$ and with side length 0.350 m. One side of the square is along the $+x$ -axis and another side is along the $+y$ -axis.

22.37 •• The electric field \vec{E}_1 at one face of a parallelepiped is uniform over the entire face and is directed out of the face. At the opposite face, the electric field \vec{E}_2 is also uniform over the entire face and is directed into that face (Fig. P22.37). The two faces in question are inclined at 30.0° from the horizontal, while \vec{E}_1 and \vec{E}_2 are both horizontal; \vec{E}_1 has a magnitude of $2.50 \times 10^4 \text{ N/C}$, and \vec{E}_2 has a magnitude of $7.00 \times 10^4 \text{ N/C}$. (a) Assuming that no other electric field lines cross the surfaces of the parallelepiped, determine the net charge contained within. (b) Is the electric field produced only by the charges within the parallelepiped, or is the field also due to charges outside the parallelepiped? How can you tell?

Figure P22.37



22.38 • A long line carrying a uniform linear charge density $+50.0 \mu\text{C}/\text{m}$ runs parallel to and 10.0 cm from the surface of a large, flat plastic sheet that has a uniform surface charge density of $-100 \mu\text{C}/\text{m}^2$ on one side. Find the location of all points where an α particle would feel no force due to this arrangement of charged objects.

22.39 • The Coaxial Cable. A long coaxial cable consists of an inner cylindrical conductor with radius a and an outer coaxial cylinder with inner radius b and outer radius c . The outer cylinder is mounted on insulating supports and has no net charge. The inner cylinder has a uniform positive charge per unit length λ . Calculate the electric field (a) at any point between the cylinders a distance r from the axis and (b) at any point outside the outer cylinder. (c) Graph the magnitude of the electric field as a function of the distance r from the axis of the cable, from $r = 0$ to $r = 2c$. (d) Find the charge per unit length on the inner surface and on the outer surface of the outer cylinder.

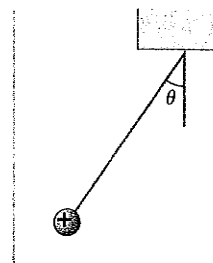
22.40 • A very long conducting tube (hollow cylinder) has inner radius a and outer radius b . It carries charge per unit length $+\alpha$, where α is a positive constant with units of C/m . A line of charge lies along the axis of the tube. The line of charge has charge per unit length $+\alpha$. (a) Calculate the electric field in terms of α and the distance r from the axis of the tube for (i) $r < a$; (ii) $a < r < b$; (iii) $r > b$. Show your results in a graph of E as a function of r . (b) What is the charge per unit length on (i) the inner surface of the tube and (ii) the outer surface of the tube?

22.41 • Repeat Problem 22.40, but now let the conducting tube have charge per unit length $-\alpha$. As in Problem 22.40, the line of charge has charge per unit length $+\alpha$.

22.42 • A very long, solid cylinder with radius R has positive charge uniformly distributed throughout it, with charge per unit volume ρ . (a) Derive the expression for the electric field inside the volume at a distance r from the axis of the cylinder in terms of the charge density ρ . (b) What is the electric field at a point outside the volume in terms of the charge per unit length λ in the cylinder? (c) Compare the answers to parts (a) and (b) for $r = R$. (d) Graph the electric-field magnitude as a function of r from $r = 0$ to $r = 3R$.

22.43 •• CP A small sphere with a mass of $4.00 \times 10^{-6} \text{ kg}$ and carrying a charge of $5.00 \times 10^{-8} \text{ C}$ hangs from a thread near a very large, charged insulating

Figure P22.43



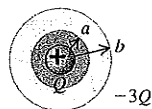
sheet, as shown in Fig. P22.43. The charge density on the surface of the sheet is uniform and equal to $2.50 \times 10^{-9} \text{ C/m}^2$. Find the angle of the thread.

22.44 • A Sphere in a Sphere. A solid conducting sphere carrying charge q has radius a . It is inside a concentric hollow conducting sphere with inner radius b and outer radius c . The hollow sphere has no net charge. (a) Derive expressions for the electric-field magnitude in terms of the distance r from the center for the regions $r < a$, $a < r < b$, $b < r < c$, and $r > c$. (b) Graph the magnitude of the electric field as a function of r from $r = 0$ to $r = 2c$. (c) What is the charge on the inner surface of the hollow sphere? (d) On the outer surface? (e) Represent the charge of the small sphere by four plus signs. Sketch the field lines of the system within a spherical volume of radius $2c$.

22.45 • A solid conducting sphere with radius R that carries positive charge Q is concentric with a very thin insulating shell of radius $2R$ that also carries charge Q . The charge Q is distributed uniformly over the insulating shell. (a) Find the electric field (magnitude and direction) in each of the regions $0 < r < R$, $R < r < 2R$, and $r > 2R$. (b) Graph the electric-field magnitude as a function of r .

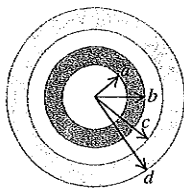
22.46 • A conducting spherical shell with inner radius a and outer radius b has a positive point charge Q located at its center. The total charge on the shell is $-3Q$, and it is insulated from its surroundings (Fig. P22.46). (a) Derive expressions for the electric-field magnitude in terms of the distance r from the center for the regions $r < a$, $a < r < b$, and $r > b$. (b) What is the surface charge density on the inner surface of the conducting shell? (c) What is the surface charge density on the outer surface of the conducting shell? (d) Sketch the electric field lines and the location of all charges. (e) Graph the electric-field magnitude as a function of r .

Figure
P22.46



22.47 • Concentric Spherical Shells. A small conducting spherical shell with inner radius a and outer radius b is concentric with a larger conducting spherical shell with inner radius c and outer radius d (Fig. P22.47). The inner shell has total charge $+2q$, and the outer shell has charge $+4q$. (a) Calculate the electric field (magnitude and direction) in terms of q and the distance r from the common center of the two shells for (i) $r < a$; (ii) $a < r < b$; (iii) $b < r < c$; (iv) $c < r < d$; (v) $r > d$. Show your results in a graph of the radial component of \vec{E} as a function of r . (b) What is the total charge on the (i) inner surface of the small shell; (ii) outer surface of the small shell; (iii) inner surface of the large shell; (iv) outer surface of the large shell?

Figure P22.47



22.48 • Repeat Problem 22.47, but now let the outer shell have charge $-2q$. As in Problem 22.47, the inner shell has charge $+2q$.

22.49 • Repeat Problem 22.47, but now let the outer shell have charge $-4q$. As in Problem 22.47, the inner shell has charge $+2q$.

22.50 • A solid conducting sphere with radius R carries a positive total charge Q . The sphere is surrounded by an insulating shell with inner radius R and outer radius $2R$. The insulating shell has a uniform charge density ρ . (a) Find the value of ρ so that the net charge of the entire system is zero. (b) If ρ has the value found in part (a), find the electric field (magnitude and direction) in each of the regions $0 < r < R$, $R < r < 2R$, and $r > 2R$. Show your results in a graph of the radial component of \vec{E} as a function of r . (c) As a general rule, the electric field is discontinuous only at locations where there is a thin sheet of charge. Explain how your results in part (b) agree with this rule.

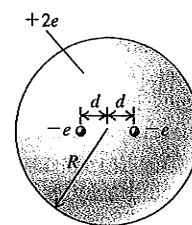
22.51 • Negative charge $-Q$ is distributed uniformly over the surface of a thin spherical insulating shell with radius R . Calculate the force (magnitude and direction) that the shell exerts on a positive point charge q located (a) a distance $r > R$ from the center of the shell (outside the shell) and (b) a distance $r < R$ from the center of the shell (inside the shell).

22.52 •• (a) How many excess electrons must be distributed uniformly within the volume of an isolated plastic sphere 30.0 cm in diameter to produce an electric field of 1390 N/C just outside the surface of the sphere? (b) What is the electric field at a point 10.0 cm outside the surface of the sphere?

22.53 ••• CALC An insulating hollow sphere has inner radius a and outer radius b . Within the insulating material the volume charge density is given by $\rho(r) = \frac{\alpha}{r}$, where α is a positive constant. (a) In terms of α and a , what is the magnitude of the electric field at a distance r from the center of the shell, where $a < r < b$? (b) A point charge q is placed at the center of the hollow space, at $r = 0$. In terms of α and a , what value must q have (sign and magnitude) in order for the electric field to be constant in the region $a < r < b$, and what then is the value of the constant field in this region?

22.54 •• CP Thomson's Model of the Atom. In the early years of the 20th century, a leading model of the structure of the atom was that of the English physicist J. J. Thomson (the discoverer of the electron). In Thomson's model, an atom consisted of a sphere of positively charged material in which were embedded negatively charged electrons, like chocolate chips in a ball of cookie dough. Consider such an atom consisting of one electron with mass m and charge $-e$, which may be regarded as a point charge, and a uniformly charged sphere of charge $+e$ and radius R . (a) Explain why the equilibrium position of the electron is at the center of the nucleus. (b) In Thomson's model, it was assumed that the positive material provided little or no resistance to the motion of the electron. If the electron is displaced from equilibrium by a distance less than R , show that the resulting motion of the electron will be simple harmonic, and calculate the frequency of oscillation. (Hint: Review the definition of simple harmonic motion in Section 14.2. If it can be shown that the net force on the electron is of this form, then it follows that the motion is simple harmonic. Conversely, if the net force on the electron does not follow this form, the motion is not simple harmonic.) (c) By Thomson's time, it was known that excited atoms emit light waves of only certain frequencies. In his model, the frequency of emitted light is the same as the oscillation frequency of the electron or electrons in the atom. What would the radius of a Thomson-model atom have to be for it to produce red light of frequency $4.57 \times 10^{14} \text{ Hz}$? Compare your answer to the radii of real atoms, which are of the order of 10^{-10} m (see Appendix F for data about the electron). (d) If the electron were displaced from equilibrium by a distance greater than R , would the electron oscillate? Would its motion be simple harmonic? Explain your reasoning. (Historical note: In 1910, the atomic nucleus was discovered, proving the Thomson model to be incorrect. An atom's positive charge is not spread over its volume as Thomson supposed, but is concentrated in the tiny nucleus of radius 10^{-14} to 10^{-15} m .)

Figure P22.55



22.55 • Thomson's Model of the Atom, Continued. Using Thomson's (outdated) model of the atom described in Problem 22.54, consider an atom consisting of two electrons, each of charge $-e$, embedded in a sphere of charge $+2e$ and radius R . In

equilibrium, each electron is a distance d from the center of the atom (Fig. P22.55). Find the distance d in terms of the other properties of the atom.

22.56 • A Uniformly Charged Slab. A slab of insulating material has thickness $2d$ and is oriented so that its faces are parallel to the yz -plane and given by the planes $x = d$ and $x = -d$. The y - and z -dimensions of the slab are very large compared to d and may be treated as essentially infinite. The slab has a uniform positive charge density ρ . (a) Explain why the electric field due to the slab is zero at the center of the slab ($x = 0$). (b) Using Gauss's law, find the electric field due to the slab (magnitude and direction) at all points in space.

22.57 • CALC A Nonuniformly Charged Slab. Repeat Problem 22.56, but now let the charge density of the slab be given by $\rho(x) = \rho_0(x/d)^2$, where ρ_0 is a positive constant.

22.58 • CALC A nonuniform, but spherically symmetric, distribution of charge has a charge density $\rho(r)$ given as follows:

$$\begin{aligned}\rho(r) &= \rho_0(1 - 4r/3R) & \text{for } r \leq R \\ \rho(r) &= 0 & \text{for } r \geq R\end{aligned}$$

where ρ_0 is a positive constant. (a) Find the total charge contained in the charge distribution. (b) Obtain an expression for the electric field in the region $r \geq R$. (c) Obtain an expression for the electric field in the region $r \leq R$. (d) Graph the electric-field magnitude E as a function of r . (e) Find the value of r at which the electric field is maximum, and find the value of that maximum field.

22.59 • CP CALC Gauss's Law for Gravitation. The gravitational force between two point masses separated by a distance r is proportional to $1/r^2$, just like the electric force between two point charges. Because of this similarity between gravitational and electric interactions, there is also a Gauss's law for gravitation. (a) Let \vec{g} be the acceleration due to gravity caused by a point mass m at the origin, so that $\vec{g} = -(Gm/r^2)\hat{r}$. Consider a spherical Gaussian surface with radius r centered on this point mass, and show that the flux of \vec{g} through this surface is given by

$$\oint \vec{g} \cdot d\vec{A} = -4\pi Gm$$

(b) By following the same logical steps used in Section 22.3 to obtain Gauss's law for the electric field, show that the flux of \vec{g} through any closed surface is given by

$$\oint \vec{g} \cdot d\vec{A} = -4\pi GM_{\text{encl}}$$

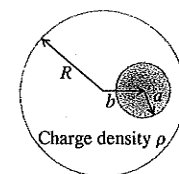
where M_{encl} is the total mass enclosed within the closed surface.

22.60 • CP Applying Gauss's Law for Gravitation. Using Gauss's law for gravitation (derived in part (b) of Problem 22.59), show that the following statements are true: (a) For any spherically symmetric mass distribution with total mass M , the acceleration due to gravity outside the distribution is the same as though all the mass were concentrated at the center. (*Hint:* See Example 22.5 in Section 22.4.) (b) At any point inside a spherically symmetric shell of mass, the acceleration due to gravity is zero. (*Hint:* See Example 22.5.) (c) If we could drill a hole through a spherically symmetric planet to its center, and if the density were uniform, we would find that the magnitude of \vec{g} is directly proportional to the distance r from the center. (*Hint:* See Example 22.9 in Section 22.4.) We proved these results in Section 13.6 using some fairly strenuous analysis; the proofs using Gauss's law for gravitation are much easier.

22.61 • (a) An insulating sphere with radius a has a uniform charge density ρ . The sphere is not centered at the origin but at $\vec{r} = \vec{b}$. Show that the electric field inside the sphere is given by

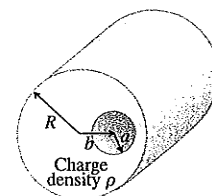
$\vec{E} = \rho(\vec{r} - \vec{b})/3\epsilon_0$. (b) An insulating sphere of radius R has a spherical hole of radius a located within its volume and centered a distance b from the center of the sphere, where $a < b < R$ (a cross section of the sphere is shown in Fig. P22.61). The solid part of the sphere has a uniform volume charge density ρ . Find the magnitude and direction of the electric field \vec{E} inside the hole, and show that \vec{E} is uniform over the entire hole. [*Hint:* Use the principle of superposition and the result of part (a).]

Figure P22.61



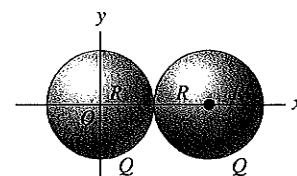
22.62 • A very long, solid insulating cylinder with radius R has a cylindrical hole with radius a bored along its entire length. The axis of the hole is a distance b from the axis of the cylinder, where $a < b < R$ (Fig. P22.62). The solid material of the cylinder has a uniform volume charge density ρ . Find the magnitude and direction of the electric field \vec{E} inside the hole, and show that \vec{E} is uniform over the entire hole. (*Hint:* See Problem 22.61.)

Figure P22.62



22.63 • Positive charge Q is distributed uniformly over each of two spherical volumes with radius R . One sphere of charge is centered at the origin and the other at $x = 2R$ (Fig. P22.63). Find the magnitude and direction of the net electric field due to these two distributions of charge at the following points on the x -axis: (a) $x = 0$; (b) $x = R/2$; (c) $x = R$; (d) $x = 3R$.

Figure P22.63



22.64 • Repeat Problem 22.63, but now let the left-hand sphere have positive charge Q and let the right-hand sphere have negative charge $-Q$.

22.65 • CALC A nonuniform, but spherically symmetric, distribution of charge has a charge density $\rho(r)$ given as follows:

$$\begin{aligned}\rho(r) &= \rho_0(1 - r/R) & \text{for } r \leq R \\ \rho(r) &= 0 & \text{for } r \geq R\end{aligned}$$

where $\rho_0 = 3Q/\pi R^3$ is a positive constant. (a) Show that the total charge contained in the charge distribution is Q . (b) Show that the electric field in the region $r \geq R$ is identical to that produced by a point charge Q at $r = 0$. (c) Obtain an expression for the electric field in the region $r \leq R$. (d) Graph the electric-field magnitude E as a function of r . (e) Find the value of r at which the electric field is maximum, and find the value of that maximum field.

CHALLENGE PROBLEMS

22.66 •• CP CALC A region in space contains a total positive charge Q that is distributed spherically such that the volume charge density $\rho(r)$ is given by

$$\begin{aligned}\rho(r) &= \alpha & \text{for } r \leq R/2 \\ \rho(r) &= 2\alpha(1 - r/R) & \text{for } R/2 \leq r \leq R \\ \rho(r) &= 0 & \text{for } r \geq R\end{aligned}$$

Here α is a positive constant having units of C/m^3 . (a) Determine α in terms of Q and R . (b) Using Gauss's law, derive an expression for the magnitude of \vec{E} as a function of r . Do this separately for all

three regions. Express your answers in terms of the total charge Q . Be sure to check that your results agree on the boundaries of the regions. (c) What fraction of the total charge is contained within the region $r \leq R/2$? (d) If an electron with charge $q' = -e$ is oscillating back and forth about $r = 0$ (the center of the distribution) with an amplitude less than $R/2$, show that the motion is simple harmonic. (Hint: Review the discussion of simple harmonic motion in Section 14.2. If, and only if, the net force on the electron is proportional to its displacement from equilibrium, then the motion is simple harmonic.) (e) What is the period of the motion in part (d)? (f) If the amplitude of the motion described in part (e) is greater than $R/2$, is the motion still simple harmonic? Why or why not?

22.67 •• CP CALC A region in space contains a total positive charge Q that is distributed spherically such that the volume charge density $\rho(r)$ is given by

$$\begin{aligned}\rho(r) &= 3\alpha r/(2R) && \text{for } r \leq R/2 \\ \rho(r) &= \alpha[1 - (r/R)^2] && \text{for } R/2 \leq r \leq R \\ \rho(r) &= 0 && \text{for } r \geq R\end{aligned}$$

Here α is a positive constant having units of C/m^3 . (a) Determine α in terms of Q and R . (b) Using Gauss's law, derive an expression for the magnitude of the electric field as a function of r . Do this separately for all three regions. Express your answers in terms of the total charge Q . (c) What fraction of the total charge is contained within the region $R/2 \leq r \leq R$? (d) What is the magnitude of \vec{E} at $r = R/2$? (e) If an electron with charge $q' = -e$ is released from rest at any point in any of the three regions, the resulting motion will be oscillatory but not simple harmonic. Why? (See Challenge Problem 22.66.)

Answers

Chapter Opening Question ?

No. The electric field inside a cavity within a conductor is zero, so there is no electric effect on the child. (See Section 22.5.)

Test Your Understanding Questions

22.1 Answer: (iii) Each part of the surface of the box will be three times farther from the charge $+q$, so the electric field will be $(\frac{1}{3})^2 = \frac{1}{9}$ as strong. But the area of the box will increase by a factor of $3^2 = 9$. Hence the electric flux will be multiplied by a factor of $(\frac{1}{9})(9) = 1$. In other words, the flux will be unchanged.

22.2 Answer: (iv), (ii), (i), (iii) In each case the electric field is uniform, so the flux is $\Phi_E = \vec{E} \cdot \vec{A}$. We use the relationships for the scalar products of unit vectors: $\hat{i} \cdot \hat{i} = \hat{j} \cdot \hat{j} = 1$, $\hat{i} \cdot \hat{j} = 0$. In case (i) we have $\Phi_E = (4.0 \text{ N/C})(6.0 \text{ m}^2)\hat{i} \cdot \hat{j} = 0$ (the electric field and vector area are perpendicular, so there is zero flux). In case (ii) we have $\Phi_E = [(4.0 \text{ N/C})\hat{i} + (2.0 \text{ N/C})\hat{j}] \cdot (3.0 \text{ m}^2)\hat{j} = (2.0 \text{ N/C}) \cdot (3.0 \text{ m}^2) = 6.0 \text{ N} \cdot \text{m}^2/\text{C}$. Similarly, in case (iii) we have $\Phi_E = [(4.0 \text{ N/C})\hat{i} - (2.0 \text{ N/C})\hat{j}] \cdot [(3.0 \text{ m}^2)\hat{i} + (7.0 \text{ m}^2)\hat{j}] = (4.0 \text{ N/C})(3.0 \text{ m}^2) - (2.0 \text{ N/C})(7.0 \text{ m}^2) = -2 \text{ N} \cdot \text{m}^2/\text{C}$, and in case (iv) we have $\Phi_E = [(4.0 \text{ N/C})\hat{i} - (2.0 \text{ N/C})\hat{j}] \cdot [(3.0 \text{ m}^2)\hat{i} - (7.0 \text{ m}^2)\hat{j}] = (4.0 \text{ N/C})(3.0 \text{ m}^2) + (2.0 \text{ N/C}) \cdot (7.0 \text{ m}^2) = 26 \text{ N} \cdot \text{m}^2/\text{C}$.

22.3 Answer: S_2, S_5, S_4, S_1 and S_3 (tie) Gauss's law tells us that the flux through a closed surface is proportional to the amount of charge enclosed within that surface. So an ordering of these surfaces by their fluxes is the same as an ordering by the amount of enclosed charge. Surface S_1 encloses no charge, surface S_2 encloses $9.0 \mu\text{C} + 5.0 \mu\text{C} + (-7.0 \mu\text{C}) = 7.0 \mu\text{C}$, surface S_3 encloses $9.0 \mu\text{C} + 1.0 \mu\text{C} + (-10.0 \mu\text{C}) = 0$, surface S_4 encloses $8.0 \mu\text{C} + (-7.0 \mu\text{C}) = 1.0 \mu\text{C}$, and surface S_5 encloses $8.0 \mu\text{C} + (-7.0 \mu\text{C}) + (-10.0 \mu\text{C}) + (1.0 \mu\text{C}) + (9.0 \mu\text{C}) + (5.0 \mu\text{C}) = 6.0 \mu\text{C}$.

22.4 Answer: no You might be tempted to draw a Gaussian surface that is an enlarged version of the conductor, with the same shape and placed so that it completely encloses the conductor.

While you know the flux through this Gaussian surface (by Gauss's law, it's $\Phi_E = Q/\epsilon_0$), the direction of the electric field need not be perpendicular to the surface and the magnitude of the field need not be the same at all points on the surface. It's not possible to do the flux integral $\oint \vec{E} \cdot d\vec{A}$, and we can't calculate the electric field. Gauss's law is useful for calculating the electric field only when the charge distribution is *highly* symmetric.

22.5 Answer: no Before you connect the wire to the sphere, the presence of the point charge will induce a charge $-q$ on the inner surface of the hollow sphere and a charge q on the outer surface (the net charge on the sphere is zero). There will be an electric field outside the sphere due to the charge on the outer surface. Once you touch the conducting wire to the sphere, however, electrons will flow from ground to the outer surface of the sphere to neutralize the charge there (see Fig. 21.7c). As a result the sphere will have no charge on its outer surface and no electric field outside.

Bridging Problem

Answers: (a) $Q(r) = Qe^{-2r/a_0}[2(r/a_0)^2 + 2(r/a_0) + 1]$

$$(b) E = \frac{kQe^{-2r/a_0}}{r^2}[2(r/a_0)^2 + 2(r/a_0) + 1]$$

(c)

